Multiple District 7

As of October 2026 Cumulative

Year	New Clubs	Dropped Clubs	Gain/ Loss Clubs	New Members	Charter Members	Reinstate Members	Transfer Members	Total Member Added	Total Members Dropped	Gain/ Loss Members
2022-2023	0	4	-4	224	2	15	9	250	316	-66
2023-2024	0	7	-7	199	1	9	11	220	324	-104
2024-2025	0	6	-6	172	0	45	9	226	336	-110
2025-2026	0	4	-4	213	0	45	6	264	378	-114
2026-2027	0	0	0	67	0	35	2	104	76	28
Average	**0**	**4**	**-4**	**175**	**1**	**30**	**7**	**213**	**286**	**-73**

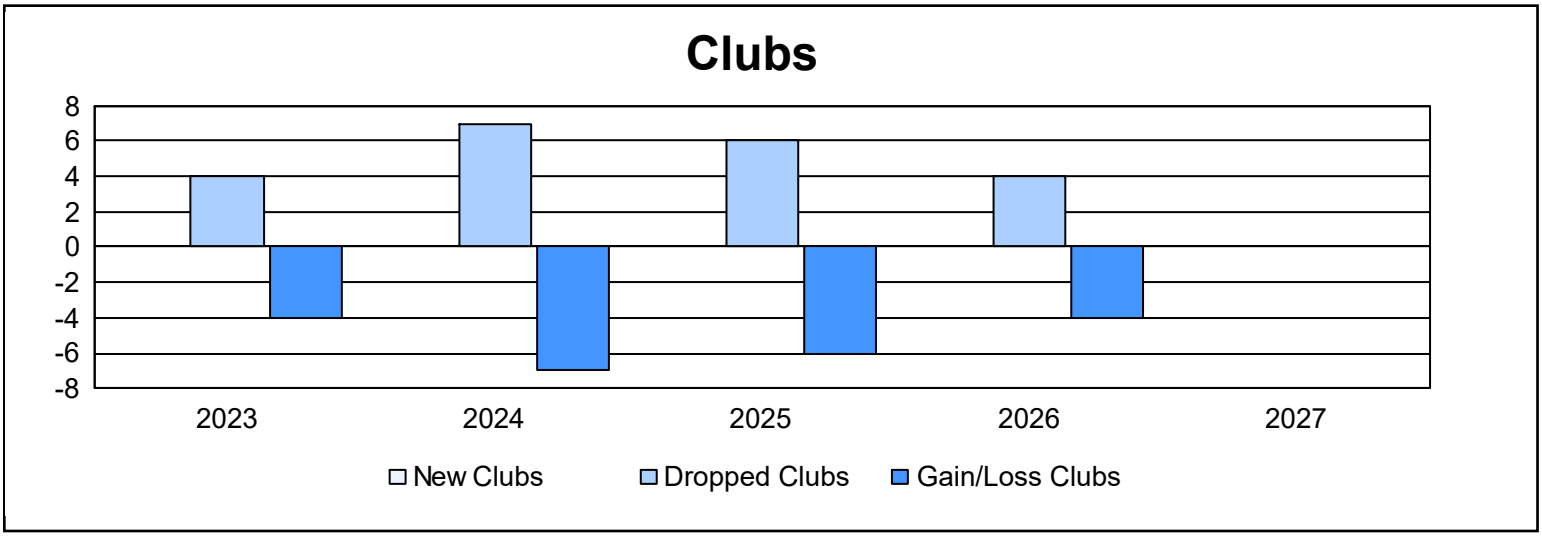

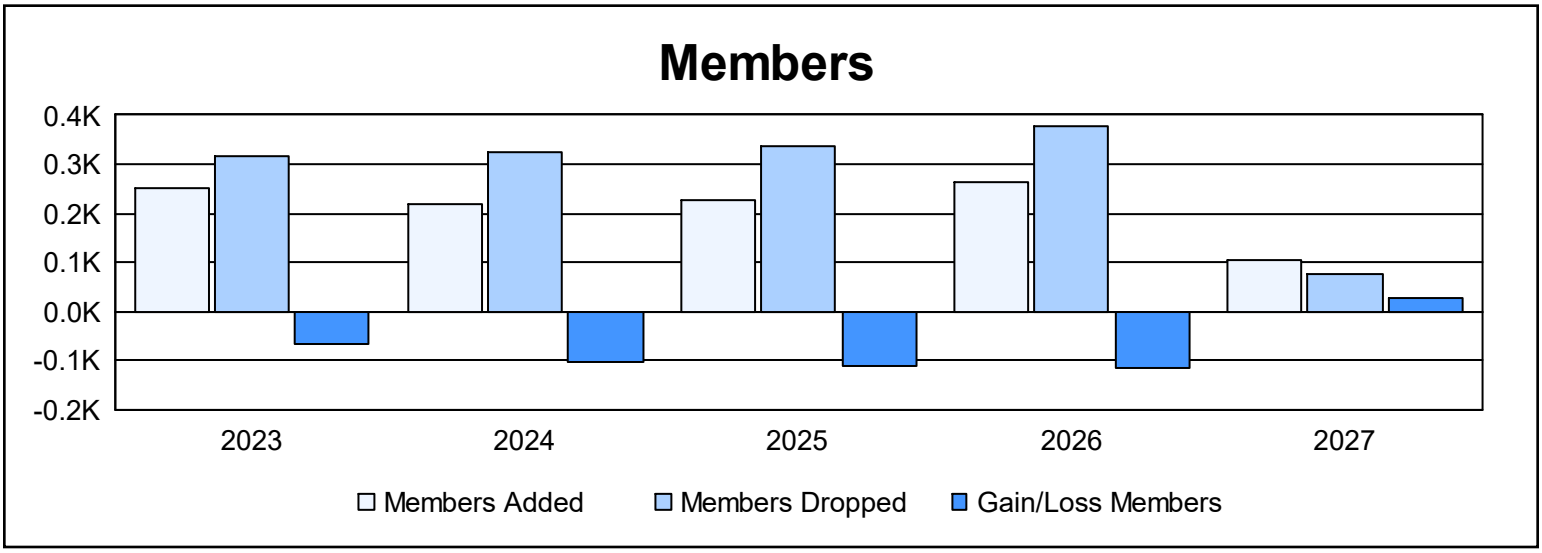

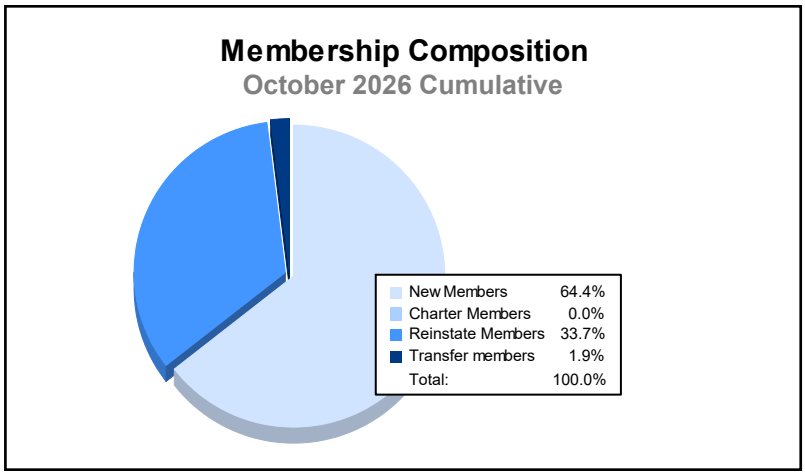
Membership Composition
October 2026 Cumulative
New Members 64.4%
Charter Members 0.0%
Reinstate Members 33.7%
Transfer members 1.9%
Total: 100.0%

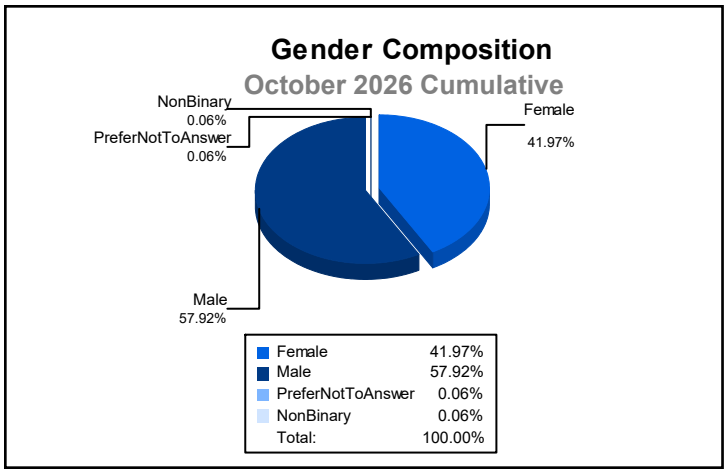
Gender Composition
October 2026 Cumulative
NonBinary
0.06%
PreferNotToAnswer
0.06%
Female
41.97%
Male
57.92%
Female 41.97%
Male 57.92%
PreferNotToAnswer 0.06%
NonBinary 0.06%
Total: 100.00%